



ICH700



Meet high-volume ice demands with this commercial ice machine capable of producing up to 700 pounds of ice per day. Designed for professional food service operations, this ice maker ensures consistent, reliable ice production to support busy kitchen environments.

FEATURES

- Air cooled refrigeration system powered by R290 for efficient, eco-friendly performance.
- Removable air filter designed for easy maintenance.
- Integrated cleaning cycle helps maintain optimal hygiene during high-demand periods.
- Intuitive digital controls interface for easy operation.
- Durable stainless-steel construction engineered to extend unit lifespan.



PARTS AND
SERVICE



FOR
COMPRESSOR

SPECIFICATIONS

Power: 1,500 W – 220 V – 60 Hz

Production in 24 hrs: 700 lb (318 kg)

Ice shape: Half-size cube

Cube size: 9 g – 0.87^{mm3} (22 mm³)

Batch size: 260 cubes

Evaporator: 13 x 20

Condenser unit: Air

Refrigerant: R290

Clearance:

Wall: 12" (30 cm)

Sides: 6" (15 cm)

Rear: 8" (20 cm)


Dimensions:

Length: 23.3" (59 cm)

Width: 29.9" (76 cm)

Height: 22.2" (56 cm)

Weight: 156 lb (71 kg)

Connection: 
(220 V)

Compatible ice bins:

IB445

IB705 (Adaptative plate required - AP3048)

Included accessories

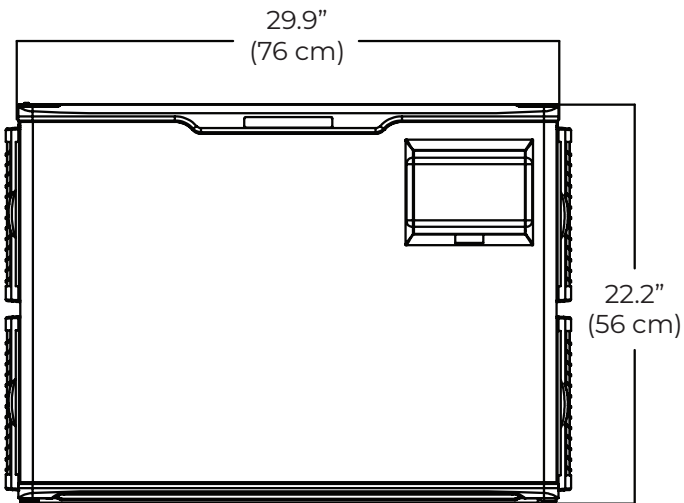
- Inlet water filter
- Mounting kit
- Cartridge



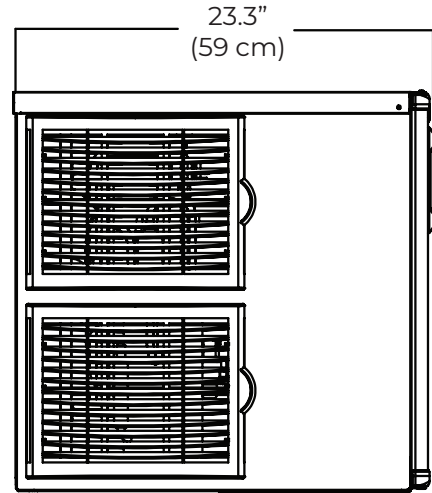


ICH700

FRONTAL VIEW



SIDE VIEW



BACK VIEW

